





BREAD & BUTTER NYMPH


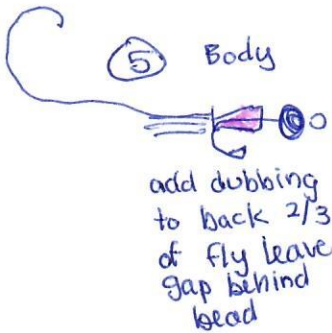
from Trident Fly Fishing
 (you can find the recipe & video
 in The Evening Hatch)
 OCTOBER 2023

This is a bead head caddis with a tail. You fish it by bouncing it from along the bottom to the top surface film.


KEY WHY? jig style nymph • any size • "looks buggy"
 head heavy • evenly tapered • high contrast



OPTIONAL: wrap wire
 behind bead head
 to add to taper





- SUPPLIES
- tungstone bead
 - camel thread
 - coq de leon or pheasant (color variance)
 - copper wire
 - white dubbing
 - brown sugar dubbing



Other colors include bright green + black right now.

SYBIL'S CADDIS NOTES

FLY FISHERMAN
How To Imitate Caddis Flies 10/23/19

- heartier than stone flies (^{more} pollution resistant)
- year around food source
- are found in almost every river/stream in U.S.
- prolific: 20 caddis fams, 1,400 species
- lousy swimmers
- fish feed at all depths when larvae ^{bottom} to pupae ^{top}
- so fish bottom to top with ascending chevron
↳ flailing attempt to surface
- versatile pattern (weighted, unweighted, deer hair, ^{Ann} ostrich, emu, collars....)
- this pattern looks like some scud patterns (versatile)
- bead head is larvae stage, pupae tail here to hedge bets
thus the up & down fishing retrieve
- bead head hair's ear nymph is more tubular w/ tail
larvae pattern is thinner  or our conical 
- psycho prince caddis, ^{all} green ^{long} body, stubby ^{white} wings, 2 biot tail
- bright green is trending on the web
- euro nymphing? this is not your guy (20lb to 4x)(10-15ft)
- if you jig it or Tankara it, tap the rod (sends vibes & wiggles)
- if tail then immature caddis
- vary size & colors in your caddis collection
- caddis can be clingers • casers • webbers

Ann Miller

larvae ^{bottom} → pupa ^{film} →